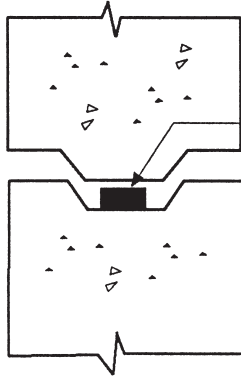


## Pre-Cast Joints (Gull Wing)

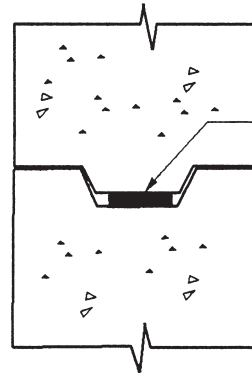
Prior to Placement



P-201

Approximately  
1/2 X 3/4 inch  
bead size.

After Placement

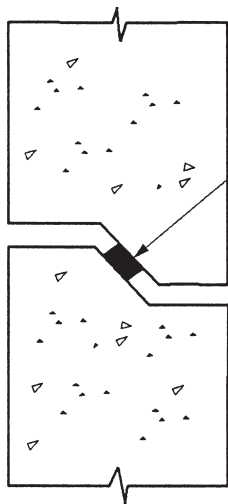


P-201

Bead size  
compressed to  
approximately  
1/4 X 1 1/2 inches.

## Pre-Cast Joints (Standard)

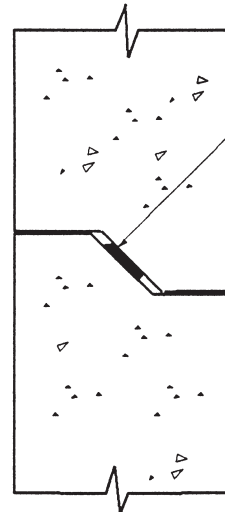
Prior to Placement



P-201

Approximately  
1/2 X 3/4 inch  
bead size.

After Placement



P-201

Bead size  
compressed to  
approximately  
1/4 X 1 1/2 inches.

Not to Scale